

SLX Series



Stereomicroscopes For Higher Education & Laboratory

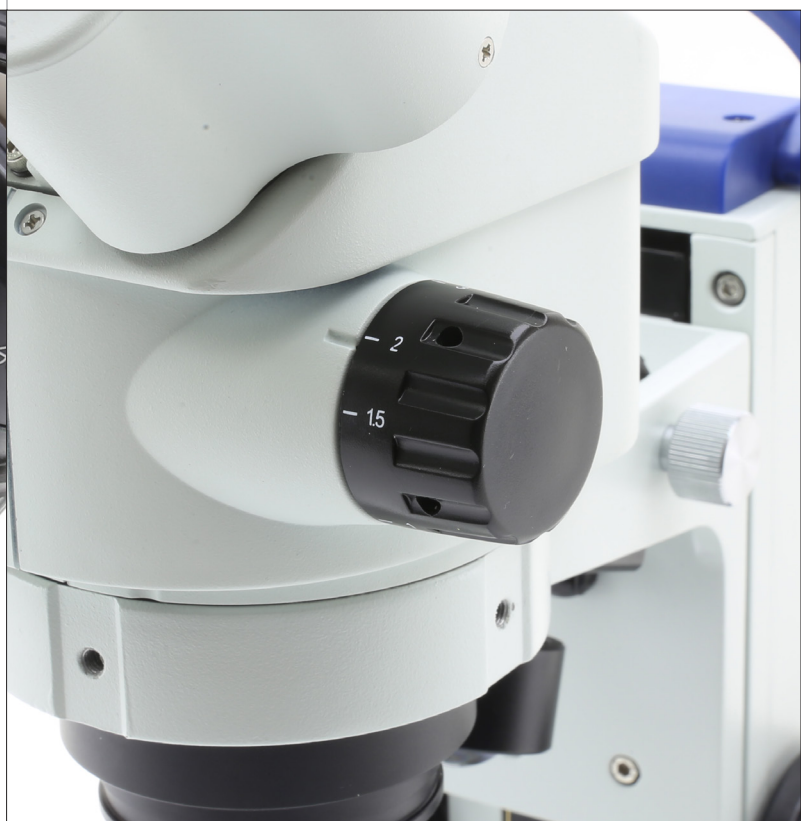
Extremely Versatile Cordless Stereo & Stereozoom Microscopes

PROFESSIONAL FEATURES FOR... WELL, EVERYONE





- » Level up skills and become a professional user
- » 3D Greenough view for high resolved images & large field depth
- » 6.43:1 ratio - 7x ... 45x - or turnable objective - 2x, 4x - on 21 mm
- » Compact, practical and intuitive to use
- » Sturdy and durable for extended lifetime

THE LONGEST AUTONOMY ON THE MARKET

- » Longlife LED illumination (providing over 20 years of use)
- » Ultra-flat base with \varnothing 100 mm disc for diffused transmitted light
- » Cordless use, totally independent from mains/batteries connection
- » Freely settable illumination - incident, oblique and transmitted light
- » External power supply for enhanced safety and convenient servicing



SLX Series



Legend

1. Aluminum - SLX-1 and 4x objective.
2. Component worked on lathe - SLX-2 and 3x zoom.
3. Wasp - SLX-3 and 4x zoom.
4. Fly, detail - SLX-2 and 4.5x zoom.
5. Rock - SLX-2 - 1.5x zoom.



SLX Series

Valuable configurations of **cordless** and modern stereo & stereozoom microscopes ideal for a variety of applications, including dissection, biology, entomology, anatomy, chemistry and material science among the others.

Provided with dual magnification or **6.43:1 zoom ratio**, FN 21, **high eyepoint**, high-grade precise fixed arm with focus and handle with the latest technology of **EcoLED™** illumination plus **rechargeable batteries**. Slim and easy to carry, all the models are equipped with long lasting LED illumination to provide over 20 years of use

High eyepoint eyepieces for glasses wearers

These eyepieces are designed in such a way that the exit pupil is further away from the eye lens than standard eyepieces, being well suited for eyeglasses wearers

The longest autonomy on the market ensured by EcoLED™

OPTIKA has re-designed illumination in microscopy, once again: a special coating process on optics combined with a new, higher ratio between low consumptions and ultra-efficiency has addressed us to top brightness levels

6.43:1 zoom ratio - zoom magnification from 7x to 45x

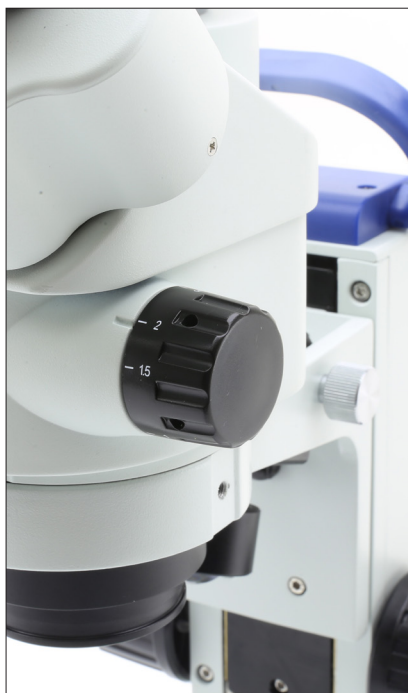
Purposely designed for professional routine inspections, the total magnification can be even extended to 135x with 20x eyepieces and 1.5x additional lens, obtaining an excellent results in this class



Ultra-flat base with Ø 100 mm disc for diffused transmitted light

A new level of ergonomics and comfort is achieved during operations, with the ultra-flat base of only 3 cm height to ensure smooth specimen movement and the Ø 100 mm for top class diffusion of the transmitted light

Stereomicroscopes For Higher Education & Laboratory



Longlife LED illumination (providing over 20 years of use)

Money & energy saving thanks to LED long lifetime (65.000 hours, 22 years in case of 8 hours/day) which is more than 20 times compared to a standard halogen bulb

Cordless use, totally independent from mains/batteries connection

All models work with or without the batteries in place and are provided with three NiMH rechargeable batteries for the longest autonomy in outdoor use (12-hour autonomy, at medium intensity)



External power supply for enhanced safety and convenient servicing

OPTIKA's safety first approach drives to the use of a low voltage, multi-plug, external power supply in order to prevent any risk of electric shock and heatflow inside the unit

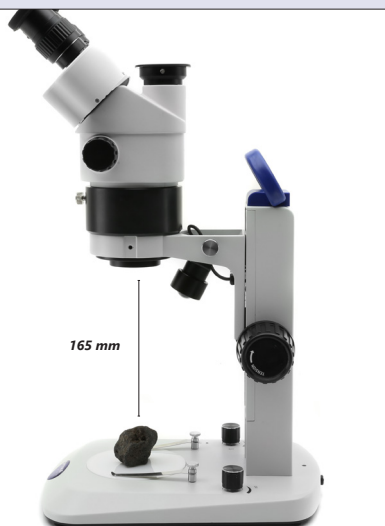
SLX Series - Get the most out of our accessories

Additional Lenses

Simply to be screwed into the threads below the objectives of SLX-2 and SLX-3 to either increase or decrease total magnification, or to increase the working distance when users need to work with hands under the microscope



ST-091 - Additional lens 0.75x



ST-085.1 - Additional lens 0.5x (w.d. 165mm) with SZ-EXT

ST-040.1 - Darkfield condenser

This is a darkfield condenser for stereo microscopes with bottom light and 100 mm round working plate to provide darkfield microscopy features, fitting all OPTIKA stereomicroscopes with 100 mm mounting size and transmitted light



ST-040.1 - Darkfield condenser, 100mm diameter

SLX-1



Cordless binocular stereomicroscope ideal for students, schools and amateurs to dissect and discover mainly biology and materials science in 3D, with turnable objective (2x-4x), FN 21 high eyepoint, precision fixed arm with handle and the latest technology of EcoLED™ illumination plus rechargeable batteries. Slim and easy to carry, it is equipped with long lasting LED illumination to provide over 20 years of use.

Head: Binocular, 45° inclined; 360° rotating.

Dioptric adjustment: Left eyepiece.

Eyepieces: WF10x/21 mm, high eyepoint, secured by screw and with rubber cups.

Objective: Achromatic 2x-4x with anti-fungus treatment.

Working distance: 100 mm.

Stand: High-grade, precision fixed with handle and focus.

Focusing: Rack and pinion focusing mechanism.

Illumination: EcoLED™ swiveling incident and transmitted, with brightness control, rechargeable batteries.

Color temperature: 6,300 K.

Multi-plug 100-240Vac/5Vdc external power supply.

SLX-2



Cordless binocular stereozoom microscope ideal for students, schools and amateurs to dissect and discover mainly biology and materials science in 3D, with 0.7x...4.5x zoom, FN 21 high eyepoint, precision fixed arm with handle and the latest technology of EcoLED™ illumination plus rechargeable batteries. Slim and easy to carry, it is equipped with long lasting LED illumination to provide over 20 years of use.

Head: Binocular, 45° inclined; 360° rotating.

Dioptric adjustment: Both eyepieces.

Eyepieces: WF10x/21 mm, high eyepoint, secured by screw and with rubber cups.

Objective: Parfocal achromatic zoom 0.7x...4.5x (6.43:1 ratio) with anti-fungus treatment.

Working distance: 100 mm.

Stand: High-grade, precision fixed with handle and focus.

Focusing: Rack and pinion focusing mechanism.


Illumination: EcoLED™ swiveling incident and transmitted, with brightness control, rechargeable batteries.

Color temperature: 6,300 K.

Multi-plug 100-240Vac/5Vdc external power supply.

SLX Series - Range

SLX-3



Cordless trinocular stereozoom microscope ideal for students, schools and amateurs to dissect and discover mainly biology and materials science in 3D, with 0.7x...4.5x zoom, FN 21 high eyepoint, precision fixed arm with handle and the latest technology of EcoLED™ illumination plus rechargeable batteries. Slim and easy to carry, it is equipped with long lasting LED illumination to provide over 20 years of use.

Head: Trinocular (split ratio: 50/50), 45° inclined; 360° rotating.

Dioptric adjustment: Both eyepieces.

Eyepieces: WF10x/21 mm, high eyepoint, secured by screw and with rubber cups.

Objective: Parfocal achromatic zoom 0.7x...4.5x (6.43:1 ratio) with anti-fungus treatment.

Working distance: 100 mm

Stand: High-grade, precision fixed with handle and focus.

Focusing: Rack and pinion focusing mechanism.

Illumination: EcoLED™ swiveling incident and transmitted, with brightness control, rechargeable batteries. Color temperature: 6,300 K. Multi-plug 100-240Vac/5Vdc external power supply.

SLX Series - Comparison Chart

Model	Head	Eyepieces	Objective	Working Distance	Stand	Illumination
SLX-1	Binocular 45° inclined 360° rotating	WF 10x/21	2x – 4x selectable	100 mm	High-grade, precision fixed with handle and focus	EcoLED™ swiveling incident and transmitted with brightness control, rechargeable batteries
SLX-2	Binocular 45° inclined 360° rotating	WF 10x/21	0.7x...4.5x zoom	100 mm	High-grade, precision fixed with handle and focus	EcoLED™ swiveling incident and transmitted with brightness control, rechargeable batteries
SLX-3	Trinocular (50/50) 45° inclined 360° rotating	WF 10x/21	0.7x...4.5x zoom	100 mm	High-grade, precision fixed with handle and focus	EcoLED™ swiveling incident and transmitted with brightness control, rechargeable batteries

Optical performance SLX-1

Eye-piece	10x (ST-081)		15x (ST-082)		20x (ST-083)		10x (ST-084)	
Field number (mm)	21		15		10		21	
Additional lens	Total magnification	Field of View (mm)	Total magnification	Field of View (mm)	Total magnification	Field of View (mm)	Total magnification	Field of View (mm)
1x	10x - 20x	21 - 10.5	15x - 30x	15 - 7.5	20x - 40x	10 - 5	10x - 20x	21 - 10.5

Optical performance SLX-2 - SLX-3

Eye-piece	10x (ST-081)		15x (ST-082)		20x (ST-083)		10x (ST-084)	
Field number (mm)	21		15		10		21	
Additional lens	Total magnification	Field of View (mm)	Total magnification	Field of View (mm)	Total magnification	Field of View (mm)	Total magnification	Field of View (mm)
0.5x	3.5x - 22.5x	60 - 9.33	5.25x - 33.75x	42.86 - 6.67	7x - 45x	28.57 - 4.44	3.5x - 22.5x	60 - 9.33
0.75x	5.25x - 33.75x	40 - 6.22	7.875x - 50.625x	28.57 - 4.44	10.5x - 67.5x	19.05 - 2.96	5.25x - 33.75x	40 - 6.22
1x	7x - 45x	30 - 4.67	10.5x - 67.5x	21.43 - 3.33	14x - 90x	14.29 - 2.22	7x - 45x	30 - 4.67
1.5x	10.5x - 67.5x	20 - 3.11	15.75x - 101.25x	14.29 - 2.22	21x - 135x	9.52 - 1.48	10.5x - 67.5x	20 - 3.11

SLX Series - Accessories

ACCESSORIES FOR SLX SERIES

Eyecups & Eyepieces

- ST-036 Eyecups (pair), curved
- ST-081 EW10x/21 eyepieces (pair), high eyepoint
- ST-082 WF15x/15 eyepieces (pair), high eyepoint
- ST-083 WF20x/10 eyepieces (pair), high eyepoint
- ST-084 WF10x/21 eyepiece, high eyepoint, with micrometric scale (10mm/100um) & rubber cup (retractable)

Objectives & Additional Lenses

- ST-085.1 Additional lens 0.5x (w.d. 165mm) with SZ-EXT working distance enlarger
- ST-091 Additional lens 0.75x (w.d. 105mm) for SLX-2/SLX-3
- ST-086.1 Additional lens 1.5x (w.d. 45mm) with compensating disc for SLX-2/SLX-3

Stages

- ST-100.1 Moving stage, coaxial knobs, 100mm diameter
- ST-110.1 Moving stage, coaxial knobs, 100mm diameter
- ST-111.1 Moving stage, micrometric screws, 100mm diameter
- ST-666.1-EU Heating stage, with digital temperature controller, EU plug
- ST-666.1-UK Heating stage, with digital temperature controller, UK plug
- ST-666.1-US Heating stage, with digital temperature controller, US plug
- ST-666.1-SW Heating stage, with digital temperature controller, SW plug

Condensers & Filters

- ST-040.1 Darkfield condenser, 100mm diameter
- ST-088.1 Polarising set (filters and rotating stage), 100mm diameter

Camera Adapters

- M-173 Photo adapter for APS-C and Full Frame Reflex cameras (for trinocular head only)
- M-699 Universal adapter for M-173
- ST-090 0.35x focusable C-Mount adapter (stereomicroscopes)
- ST-090.1 0.5x focusable C-Mount adapter (stereomicroscopes)
- ST-090.2 0.65x focusable C-Mount adapter (stereomicroscopes)
- M-620.3 1x focusable C-Mount adapter (biological & stereomicroscopes)

Miscellaneous

- DC-002 Plastic dust cover, medium, for B-150... SLX, SZM, SZO & SZP Series 490(l)x490(h) mm
- 15104 Cleaning kit
- M-005 Micrometric slide, 26x76mm, with 2 X scales (1mm/100div. for biological / 10mm/100div. for stereo)
- ST-092 Protective glass for stereohead
- VP-SLX IQ/OQ/PQ Manual for SLX series
- ST-041 Sample clip
- ST-042 White/black object-plate, 100mm diameter

15104 - Cleaning kit

It cleans glass quickly and effectively, without leaving residue or odor. Ideal for precision lens or prism cleaning.



How to connect the cameras to our microscopes.

Please refer to the Adapter reference list on Digital section.

v 1.3.0 - OPTIKA reserves the right to make corrections, modifications, enhancements, improvements and other changes to its products at any time without notice.

Headquarters and Manufacturing Facilities

OPTIKA® S.r.l. Via Rigla, 30 - 24010 Ponteranica (BG) - ITALY - Tel.: +39 035.571.392 - info@optikamicroscopes.com

Optika Sales branches

OPTIKA® Spain spain@optikamicroscopes.com
OPTIKA® China china@optikamicroscopes.com
OPTIKA® India india@optikamicroscopes.com

OPTIKA® USA usa@optikamicroscopes.com
OPTIKA® Central America america@optikamicroscopes.com